



Since Inception Scheme Returns of 9.18% p.a. and Benchmark Returns of 8.06% p.a. as on April 30, 2018#

DHFL Pramerica Credit Risk Fund

(Formerly known as DHFL Pramerica Credit Opportunities Fund)

(An open ended debt scheme predominantly investing in AA and below rated corporate bonds (excluding AA+ rated corporate bonds))

Why invest in DHFL Pramerica Credit Risk Fund?

The DHFL Pramerica Credit Risk Fund is an accrual fund that invests in a portfolio of securities with a relatively high accrual. The fund predominantly invests in AA/A and equivalent rated papers.

Sources of Value Addition

- **Carry/Coupon accrual:** Overall return on the fund would be driven primarily by higher absolute accruals / 'carry'
- **Roll-down Effect:** The fund also benefits from a curve roll-down effect. Given the steepness of the AA rated credit curve in the 1-3 year segment, the fund is likely to benefit from this roll-down, even in the absence of any rate cuts.
- **Yield Decline/Rate cuts:** Capital appreciation can also arise from potential softening in yields on the back of improving macro economic factors.
- **Play on credit upcycle:** As the economic recovery picks up, entities in the A and AA rated space could enjoy positive rating migration; which can lead to price appreciation.

Historic out-performance of the benchmark as on April 30, 2018#

Period	DHFL Pramerica Credit Risk Fund - Regular (Growth)	Benchmark
Last 1 Year	5.96%	5.58%
Last 3 Years	8.49%	7.63%
Since Inception	9.18%	8.06%

Investment Strategy

- The fund's investment strategies will focus on constructing fixed income portfolios across the credit spectrum in line with above objective, maintaining an optimum balance of credit quality, liquidity and yield.
- The fund has an actively managed portfolio of short and medium term corporate bonds
- The Portfolio follows an accrual strategy; exposure to AA / A rated securities which endeavor to provide relatively higher yield on the portfolio
- The fund is positioned to capture opportunities in the accrual and credit space.

Inception Date: Regular Plan: September 29, 2014. **Benchmark:** CRISIL Short Term Bond Fund Index (w.e.f. May 01, 2018 benchmark shall be CRISIL AA Short Term Bond Index). The above returns are of Regular Plan-Growth Option and CAGR. CAGR - Compounded Annual Growth Rate. Different Plans have a different expense structure. Returns for the benchmark have been calculated using TRI values. Last 5 years returns are not provided since the scheme has not completed 5 years. Past performance may or may not be sustained in future. Kumaresh Ramakrishnan managing this fund since March 2016. For Standard performance of DHFL Pramerica Credit Risk Fund (DPCRF) and other schemes managed by the Fund Manager, please refer page no. 2 & 3 respectively.

Portfolio Positioning*

 Portfolio is invested predominantly in a mix of AA/A rated issuers

Who should invest?

Investors looking to invest in a low volatility product with a 3 year time frame, can consider DHFL Pramerica Credit Risk Fund as an ideal investment avenue.

Portfolio Details (as on April 30, 2018)

Portfolio Top Ten Holdings

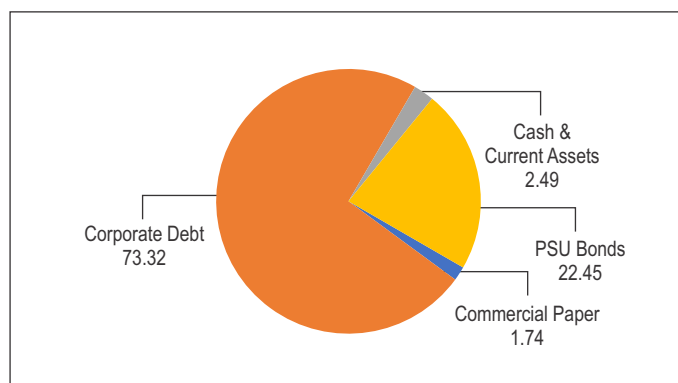
Issuer	% to Net Assets	Rating
Adani Properties Private Limited ¹	7.57	BRICK AA- (SO)
Emami Agrotech Ltd	6.25	BRICK AA- (SO)
Punjab And Sind Bank	5.06	ICRA A+
Business Broadcast News Holdings Ltd ²	5.05	CARE AA+(SO)
Edelweiss Commodities Services Limited	4.62	ICRA AA
UP Power Corporation Limited	4.51	AA(IND)(SO)
Hansdeep Industries & Trading Co. Ltd ³	4.21	CARE AA(SO)
ARM Infra & Utilities Pvt Ltd4	4.10	BRICK A+ (SO)
Vijaya Bank	4.05	CARE AA-
Tata Housing Development Company Ltd	3.66	ICRA AA

¹ Loan against shares of Adani Group (mainly Adani Ports)

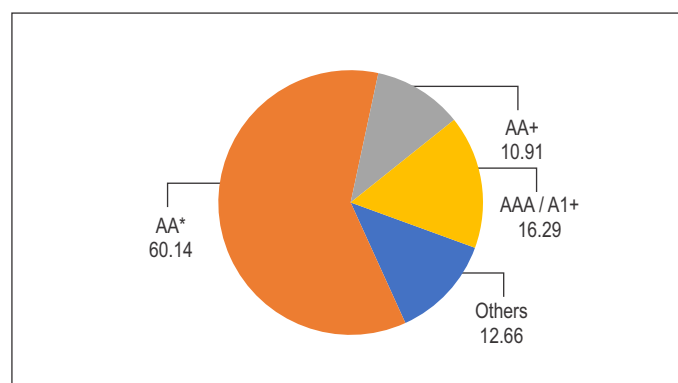
² Guaranteed by Reliance Capital Ltd.

³ Wholly owned by J.K. Lakshmi Cement

Asset Allocation (% AUM) as on April 30, 2018



Credit Quality Profile (% AUM) as on April 30, 2018



* AA include securities rated as AA and AA-

AUM as on April 30, 2018 (₹ in Crore): 995.63

Portfolio Yield (%)	9.48%
Modified Duration (years)	2.14
Avg. Portfolio Maturity (years)	2.92

Performance as on 30th April, 2018 — Regular Plan - Growth Option

Period	Fund		CRISIL Short Term Bond Fund Index [^]		CRISIL 1 Year T-Bill Index [#]	
	Returns (%)	Value (INR)*	Returns (%)	Value (INR)*	Returns (%)	Value (INR)*
Last 1 Year	5.96	10,599.77	5.58	10,561.40	6.16	10,619.78
Last 3 Years	8.49	12,771.38	7.63	12,470.36	6.92	12,224.42
Since Inception	9.18	13,703.70	8.06	13,204.41	7.20	12,833.75

Date of Inception: Regular Plan: September 29, 2014. All the above returns are CAGR. CAGR – Compounded Annual Growth Rate

[^] Scheme Benchmark. [#] Standard Benchmark. *Based on standard investment of ₹ 10,000 made at the beginning of the relevant period. Past performance may or may not be sustained in future and should not be used as a basis for comparison with other investments.

Last 5 years returns are not provided since the scheme has not completed 5 years.

Returns for the benchmark have been calculated using TRI values.

Different plans have a different expense structure. Kumaresh Ramakrishnan managing this fund since March 2016.

Past performance may or may not be sustained in future. For other schemes managed by Kumaresh Ramakrishnan, please refer page no. 3

Performance of other funds managed by Fund Manager Kumaresh Ramakrishnan as on April 30, 2018

	Last 1 Year	Last 3 Years	Last 5 Years	Managing Since
DHFL Pramerica Ultra Short Term Fund#	6.83	7.80	8.57	January 2011
CRISIL Liquid Fund Index^	6.89	7.30	8.05	
DHFL Pramerica Low Duration Fund	6.63	8.12	8.56	August 2008
CRISIL Liquid Fund Index^	6.89	7.30	8.05	
DHFL Pramerica Insta Cash Fund#	6.85	7.41	8.07	January 2011
CRISIL Liquid Fund Index^	6.89	7.30	8.05	
DHFL Pramerica Short Maturity Fund\$	5.95	7.84	8.33	December 2017
CRISIL Short Term Bond Fund Index^	5.58	7.63	8.28	
DHFL Pramerica Hybrid Equity Fund	6.16	6.29	12.99	April 05, 2018
CRISIL Hybrid 35+65 - Aggressive Index^	12.46	11.21	13.50	(Debt Portion)
DHFL Pramerica Arbitrage Fund	6.00	6.28	—	August 2014
Nifty 50 Arbitrage TR Index^	4.39	5.53	—	(Debt Portion)
DHFL Pramerica Equity Savings Fund	6.38	7.89	9.56	April 05, 2018
70% of the NIFTY 50 Arbitrage TR Index and 30% of the NIFTY 50 TR Index^	8.15	7.06	8.93	(Debt Portion)
DHFL Pramerica Hybrid Debt Fund	5.21	7.87	7.38	April 05, 2018
CRISIL Hybrid 85 + 15 Conservative Index^	5.76	8.48	9.23	(Debt Portion)

^ Scheme Benchmark. Past performance may or may not be sustained in future and should not be used as a basis for comparison with other investments. The above returns are for Regular Plan - Growth Option of respective schemes. Different plans have a different expense structure.

All the above returns are CAGR. CAGR – Compounded Annual Growth Rate. Returns for the benchmark have been calculated using TRI values.

Jointly with Kunal Jain (w.e.f. January 05, 2018)

\$ Jointly with Puneet Pal (w.e.f. December 13, 2017)

Key Features



Benchmark index: CRISIL AA Short Term Bond Index (w.e.f. May 01, 2018)



Minimum application amount: Minimum of Rs. 5000/- and in multiples of Re. 1/- thereafter. **Minimum additional investment amount:** Minimum of Rs. 1000/- and in multiples of Re. 1/- thereafter or 100 units. **Minimum repurchase / redemption amount:** Minimum of Rs. 100/- and in multiples of Re. 1/- thereafter or 0.1 units or account balance, whichever is lower.



Long Term Withdrawal Facility:

- Long Term Withdrawal Facility instalment amount per month can be fixed at 0.75%, 0.60% or 0.50% of the investment amount and will be rounded-off to the nearest highest multiple of Re.1. Minimum amount required for availing the said facility is Rs.1 lakh
- Monthly, stable cash flow
- Tax Efficient: Long Term Withdrawal Facility is a tax efficient and convenient way to manage monthly cash flows. Only realized gains each month would be subject to capital gains tax.
- No TDS: There is no Tax Deduction at Source (TDS) for resident investors on redemptions from a mutual fund scheme, so you get to enjoy the full benefits of your investment.
- Start getting cashflows from the immediately following month, provided a minimum time gap of 30 days from the date of request.

Long Term Withdrawal Facility is only a feature for regular withdrawal from the scheme and shall not be construed as an assurance or guarantee of return.



Exit load: 10% of the units allotted may be redeemed without any exit load within 1 year from the date of allotment; Any redemptions / switch outs in excess of the above mentioned limit would be subject to an exit load of 1%, if the units are redeemed / switched out within 1 year from the date of allotment of units; Nil - If the units are redeemed / switched out after 1 year from the date of allotment of units.



Fund Manager: Mr. Kumaresh Ramakrishnan

Investment Style Box

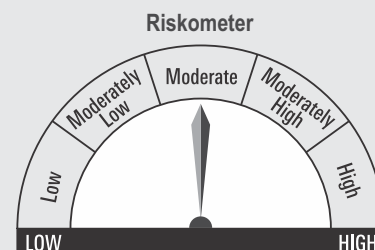
Credit Quality			Interest Rate Sensitivity	
High	Medium	Low		
				High
				Medium
				Low
			Very Low	

Riskometer

This product is suitable for investors who are seeking*:

- Income and capital appreciation over medium to long term
- Investments predominantly in AA and below rated corporate debt securities (excluding AA+ rated corporate bonds) of various maturities
- Degree of risk – **MODERATE**

*Investors should consult their financial advisers if in doubt about whether the product is suitable for them.



Investors understand that their principal will be at moderate risk



www.dhflpramericamf.com

18002662667

Mutual Fund Investments are subject to market risks, read all scheme related documents carefully.

Pramerica and Pramerica Financial are trade names used by Prudential Financial, Inc., a company incorporated and with its principal place of business in the United States, and by its affiliated companies in select countries outside the United States. None of these companies are affiliated in any manner with Prudential plc, a company incorporated in the United Kingdom